

Bi-Directional Triode Thyristor


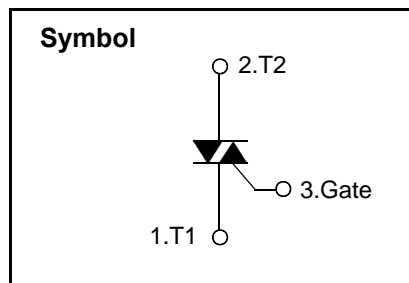
Features

- ◆ Repetitive Peak Off-State Voltage : 600V
- ◆ R.M.S On-State Current ($I_{T(RMS)} = 8\text{ A}$)
- ◆ High Commutation dv/dt
- ◆ Isolation Voltage ($V_{ISO} = 1500\text{V AC}$)

General Description

This device is fully isolated package suitable for AC switching application, phase control application such as fan speed and temperature modulation control, lighting control and static switching relay.

This device is approved to comply with applicable requirements by Underwriters Laboratories Inc.



Absolute Maximum Ratings ($T_J = 25^\circ\text{C}$ unless otherwise specified)

| Symbol | Parameter | Condition | Ratings | Units |
|--------------|-------------------------------------|--|------------|----------------------|
| V_{DRM} | Repetitive Peak Off-State Voltage | | 600 | V |
| $I_{T(RMS)}$ | R.M.S On-State Current | $T_C = 76^\circ\text{C}$ | 8.0 | A |
| I_{TSM} | Surge On-State Current | One Cycle, 50Hz/60Hz, Peak, Non-Repetitive | 70/77 | A |
| I^2t | I^2t for fusing | $t = 10\text{ms}$ | 24 | A^2s |
| P_{GM} | Peak Gate Power Dissipation | | 5.0 | W |
| $P_{G(AV)}$ | Average Gate Power Dissipation | Over any 20ms period | 0.5 | W |
| I_{GM} | Peak Gate Current | | 2.0 | A |
| V_{GM} | Peak Gate Voltage | | 10 | V |
| V_{ISO} | Isolation Breakdown Voltage(R.M.S.) | A.C. 1 minute | 1500 | V |
| T_J | Operating Junction Temperature | | - 40 ~ 125 | $^\circ\text{C}$ |
| T_{STG} | Storage Temperature | | - 40 ~ 150 | $^\circ\text{C}$ |
| | Mass | | 2.0 | g |

BT137F-600

Electrical Characteristics

| Symbol | Items | | Conditions | Ratings | | | Unit |
|----------------------|--|----------------------|---|---------|------|------|--------------------|
| | | | | Min. | Typ. | Max. | |
| I_{DRM} | Repetitive Peak Off-State Current | | $V_D = V_{DRM}$, Single Phase, Half Wave $T_J = 125\text{ }^\circ\text{C}$ | — | — | 1.0 | mA |
| V_{TM} | Peak On-State Voltage | | $I_T = 10\text{ A}$, Inst. Measurement | — | — | 1.6 | V |
| I_{GT1}^+ | I | Gate Trigger Current | $V_D = 6\text{ V}$, $R_L = 10\ \Omega$ | — | — | 25 | mA |
| I_{GT1}^- | II | | | — | — | 25 | |
| I_{GT3}^- | III | | | — | — | 25 | |
| V_{GT1}^+ | I | Gate Trigger Voltage | $V_D = 6\text{ V}$, $R_L = 10\ \Omega$ | — | — | 1.5 | V |
| V_{GT1}^- | II | | | — | — | 1.5 | |
| V_{GT3} | III | | | — | — | 1.5 | |
| V_{GD} | Non-Trigger Gate Voltage | | $T_J = 125\text{ }^\circ\text{C}$, $V_D = 1/2 V_{DRM}$ | 0.2 | — | — | V |
| (dv/dt) _c | Critical Rate of Rise Off-State Voltage at Commutation | | $T_J = 125\text{ }^\circ\text{C}$, $[di/dt]_c = -3.0\text{ A/ms}$, $V_D = 2/3 V_{DRM}$ | 5.0 | — | — | V/ μs |
| I_H | Holding Current | | | — | 10 | — | mA |
| $R_{th(j-c)}$ | Thermal Impedance | | Junction to case | — | — | 3.8 | $^\circ\text{C/W}$ |



Fig 1. Gate Characteristics

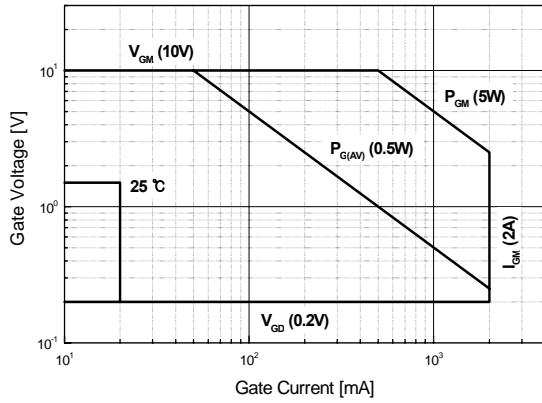


Fig 2. On-State Voltage

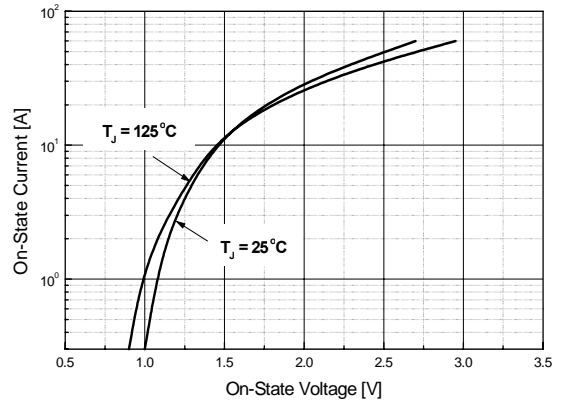


Fig 3. On State Current vs. Maximum Power Dissipation

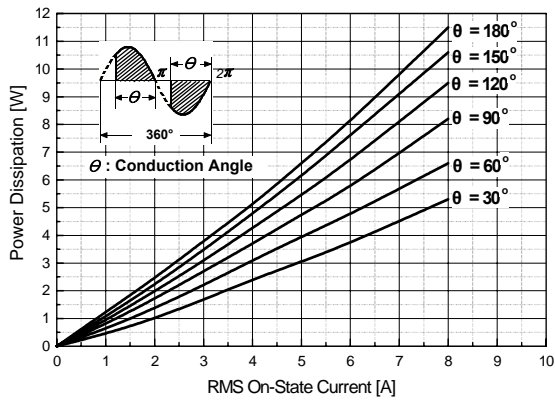


Fig 4. On State Current vs. Allowable Case Temperature

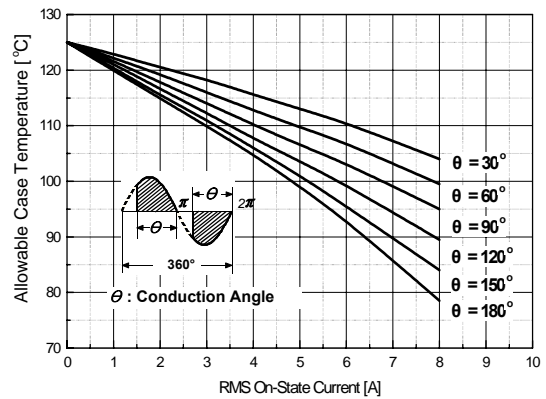


Fig 5. Surge On-State Current Rating (Non-Repetitive)

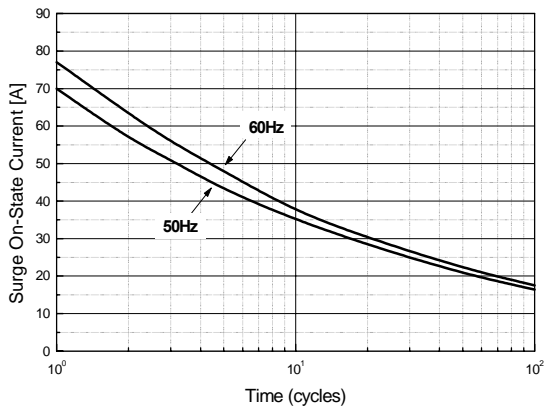
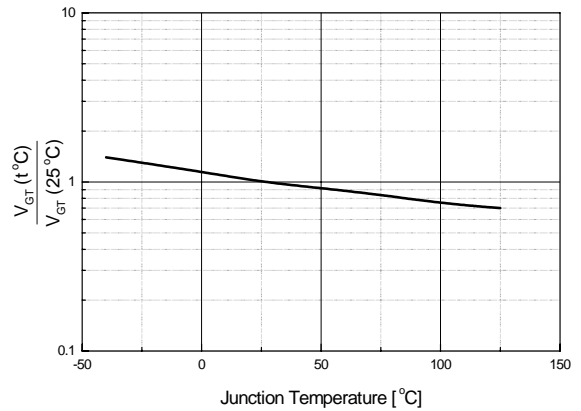


Fig 6. Gate Trigger Voltage vs. Junction Temperature



BT137F-600

Fig 7. Gate Trigger Current vs. Junction Temperature

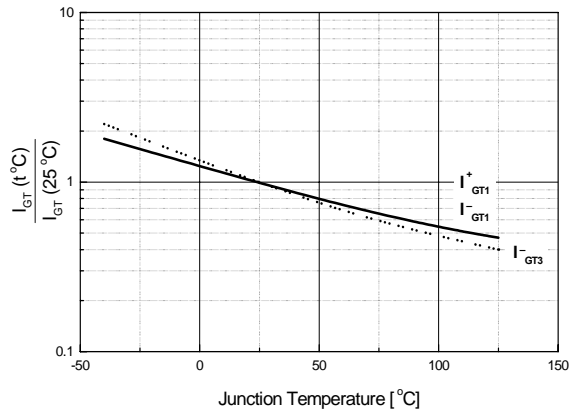


Fig 8. Transient Thermal Impedance

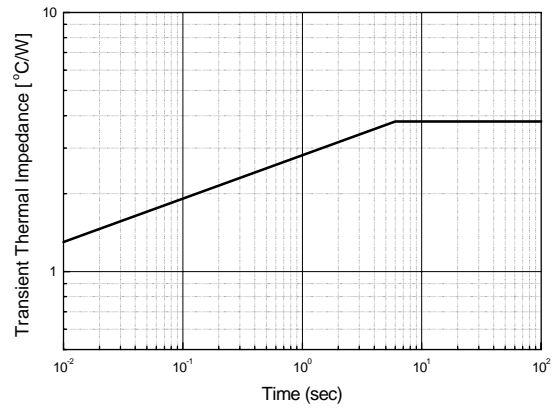
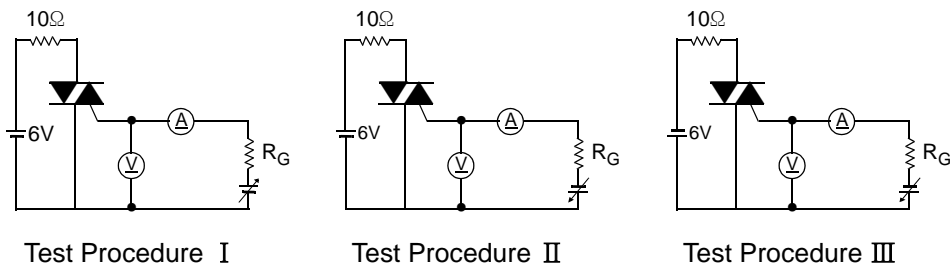


Fig 9. Gate Trigger Characteristics Test Circuit



BT137F-600

TO-220F Package Dimension, Forming

| Dim. | mm | | | Inch | | |
|----------|------|------|------|-------|-------|-------|
| | Min. | Typ. | Max. | Min. | Typ. | Max. |
| A | 10.4 | | 10.6 | 0.409 | | 0.417 |
| B | 6.18 | | 6.44 | 0.243 | | 0.254 |
| C | 9.55 | | 9.81 | 0.376 | | 0.386 |
| D | 8.4 | | 8.66 | 0.331 | | 0.341 |
| E | 6.05 | | 6.15 | 0.238 | | 0.242 |
| F | 1.26 | | 1.36 | 0.050 | | 0.054 |
| G | 3.17 | | 3.43 | 0.125 | | 0.135 |
| H | 1.87 | | 2.13 | 0.074 | | 0.084 |
| I | 2.57 | | 2.83 | 0.101 | | 0.111 |
| J | | 2.54 | | | 0.100 | |
| K | | 5.08 | | | 0.200 | |
| L | 2.51 | | 2.62 | 0.099 | | 0.103 |
| M | 1.25 | | 1.55 | 0.049 | | 0.061 |
| N | 0.45 | | 0.63 | 0.018 | | 0.025 |
| O | 0.6 | | 1.0 | 0.024 | | 0.039 |
| P | | 5.0 | | | 0.197 | |
| ϕ | | 3.7 | | | 0.146 | |
| $\phi 1$ | | 3.2 | | | 0.126 | |
| $\phi 2$ | | 1.5 | | | 0.059 | |

